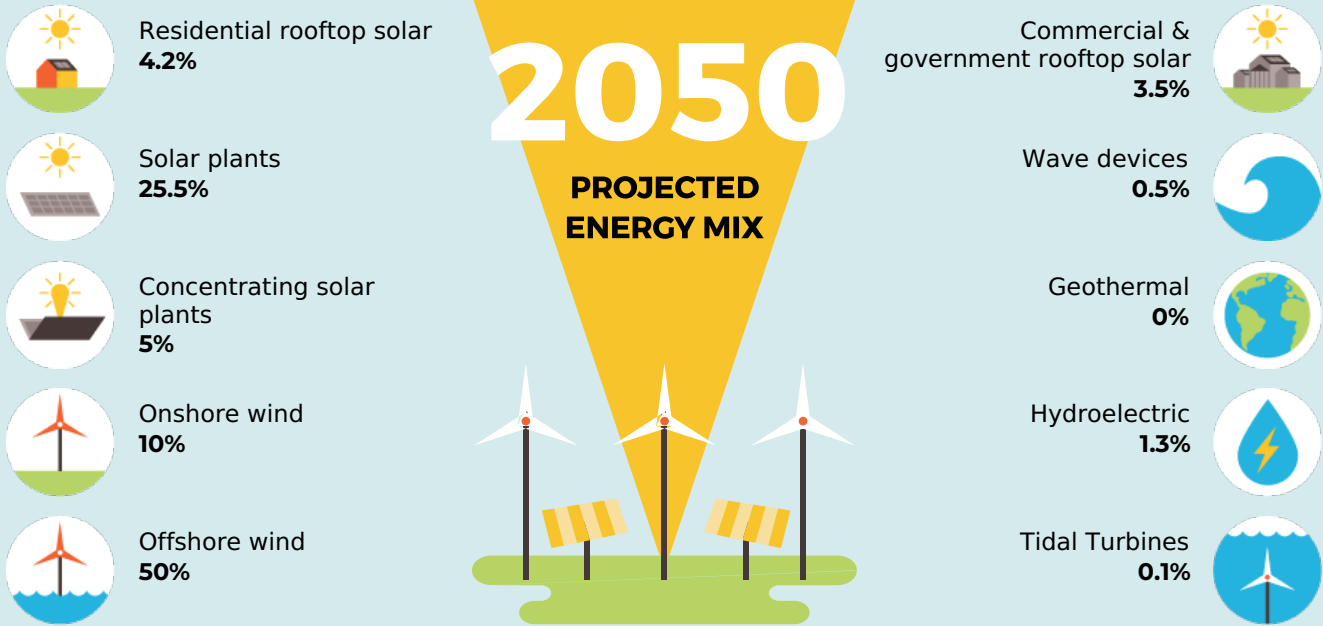


100% VIRGINIA

A vision for the transition to 100% wind, water & solar energy



40-Year Jobs Created

Number of jobs where a person is employed for 40 consecutive years




Construction jobs: **89,362**



Operation jobs: **57,779**

Reducing Energy Demand

Improving energy efficiency and powering the grid with electricity from the wind water and sun positively reduces the overall energy demand.



Health Cost Savings

Avoided health costs per year:



1.5% of state GDP

Lives lost to air pollution that we could save each year:

1,352

The transition pays for itself in as little as **3.9 years** from air pollution and climate cost savings alone

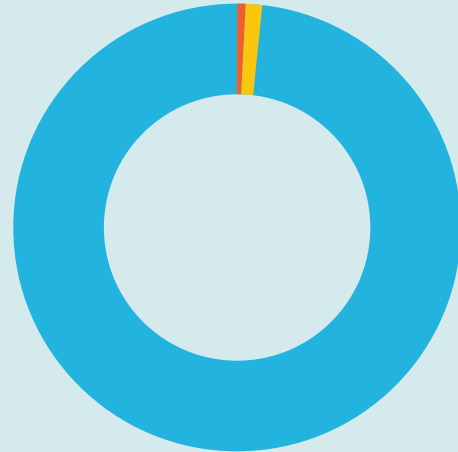
Land Usage

Percentage of Virginia Land Needed for All New Wind, Water & Solar Generators

0.56% **1.28%**

Footprint Area

Spacing Area



Average Energy Costs in 2050



10.46¢
/kWh*



11.17¢
/kWh*

- Fossil Fuels & Nuclear Energy
- Wind, Water & Solar

*Health and climate externality costs of fossil fuels per kWh are in addition to the fossil fuel cost shown above.

Money in your Pocket



Energy cost savings per person:

\$142



Energy, health, and climate cost savings per person:

\$6,898